EXCELLENCE
EQUITY &
OPPORTUNITY

2023–30 STRATEGIC PLAN



Fairfax County
PUBLIC SCHOOLS
ENGAGE • INSPIRE • THRIVE®

2026-27

Opening of Schools

Kicking Off a Year of Academic Excellence



First Day Facts



99.7%

OF OUR POSITIONS CRITICAL TO THE OPENING OF SCHOOL HAVE BEEN FILLED

Maintaining our highest staffing rate in the last 3 years



77,919

BREAKFASTS AND LUNCHES SERVED ON DAY 1

The most popular menu item was the Crispy Chicken Sandwich with over 35,000 servings



94%

BUS ROUTES THAT WERE ON TIME

Out of nearly 6,000

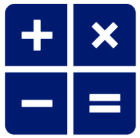

85%

8TH GRADERS ENROLLED IN ALGEBRA 1 OR HIGHER



200+

PRACTICES AND 30 CONTESTS WERE HELD ON OPENING DAY

FCPS Alumni are Ready for Real Life

A look back at class of 2026 data

8,700
STUDENTS ENROLLED IN ONE OR MORE DUAL ENROLLMENT COURSES

17,000
STUDENTS EARNED INDUSTRY CREDENTIALS

$192 million
IN SCHOLARSHIPS EARNED

167
NATIONAL MERIT SEMIFINALISTS

87%
OF STUDENTS PLAN TO ATTEND A POST-SECONDARY EDUCATION PROGRAM IMMEDIATELY AFTER HIGH SCHOOL

5,300
CAREER AND TECHNICAL EDUCATION (CTE) COMPLETERS[1]



[1] *students who successfully completed a CTE concentration sequence of courses and met requirements for graduation*

Academic Excellence, Equity, and Opportunity

Standards of Learning (SOL) Pass Rates Compared to State Averages

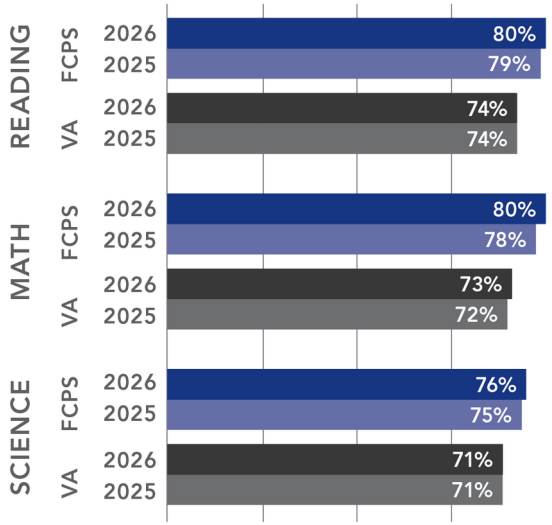

High-Impact Tutoring (HIT) Continues to Close Achievement Gaps

19 POINT AVERAGE GROWTH

On the reading SOL for HIT students, as compared to 4 point average growth for non-HIT students

11 POINT AVERAGE GROWTH

On the math SOL for HIT students, as compared to 4 point average growth for non-HIT students

8th Graders Enrolled in Algebra 1 or Higher

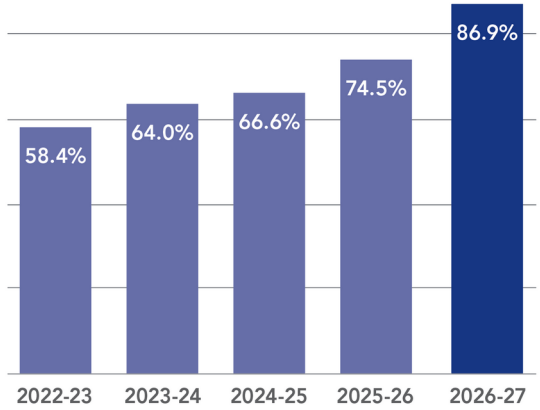

95% PASS RATE FOR 6TH-8TH GRADE STUDENTS TAKING ALGEBRA 1

Third Grade Reading Initiative

- Favorite Book Friday
- Reading in Action
- Superintendent "Book Reidports”
- Portrait of a Reader
- Targeted mentorship for students
- Tips for parents
- Question of the Month



Our Students

FCPS is the 9th largest school division in the U.S. with 200 schools and centers.
85% of funding goes directly to instruction and supports student learning.

176,728
ENROLLMENT AS OF JUNE 2026

172,346
ENROLLMENT AS OF AUGUST 24, 2026

- **36% ECONOMICALLY DISADVANTAGED**
- **19% MULTILINGUAL LEARNERS**
- **17% SPECIAL EDUCATION**
- **7% MILITARY-CONNECTED**



FCPS students speak 195 different home languages.

Student Demographics

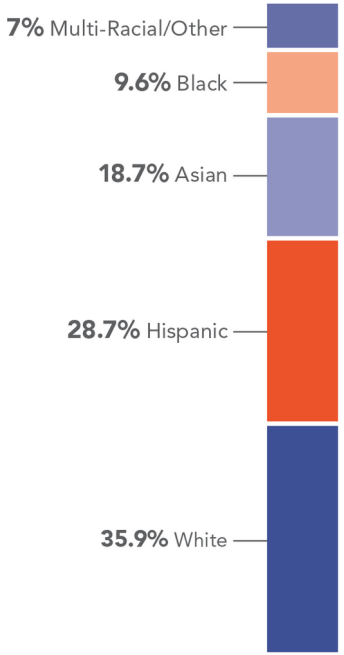

Student Demographics from FY 2027 Approved Budget

FCPS Students Represent 199 Birth Countries and Territories

STUDENT COUNT BY COUNTRY OF BIRTH



FCPS educates **14%** of all Virginia students and **25%** of all multilingual learners in the State.

199

BIRTH COUNTRIES AND TERRITORIES

84% born in the U.S.
16% born outside the U.S.

Largest student populations by birth country

Birth Country	Student Count
UNITED STATES	148,382
AFGHANISTAN	2,932
HONDURAS	2,859
EL SALVADOR	2,796
BOLIVIA	1,857

Strong Schools Lead to Strong Communities

2026-27 School Year Engagement Opportunities:

- **18** Family Vision Group meetings
- **12** Community Conversations
- **8** Employee Conversations
- **5** Faith-based meetings
- **15** Other annual initiatives (i.e. Summer Extravaganza, State of Our Schools, Student Summit)
- **12** Community boundary review meetings
- **10** Superintendent Boundary Review Advisory Committee meetings
- **9** Capital improvement community meetings



Note: Projected numbers from the Office of Community Relations, based on last year's engagement and current requests (as of September 2026).

Strong Communities Lead to Strong Schools

When businesses, community organizations, and volunteers partner with FCPS, we do more than connect, **we build capacity**.

Current partners represent a wide range of industries, including finance, technology, health care, the arts, higher education, and community-serving nonprofits.

Together, our strongest partnerships are investing in FCPS by expanding access to:

- **30,786** Volunteers
- **3,875** Mentors
- **905** High-impact tutors
- Real-world learning and career exposure
- Essential resources by providing in-kind programming and donations



Meeting Families Where They Are

- **34,260** FCPS Mobile App downloads
  - iOS: 27,600
  - Android: 6,660
- **30,000** New web users interacted with fcps.edu for the first time
- **2,047** WhatsApp followers as of September 24 (channel launched on August 10)

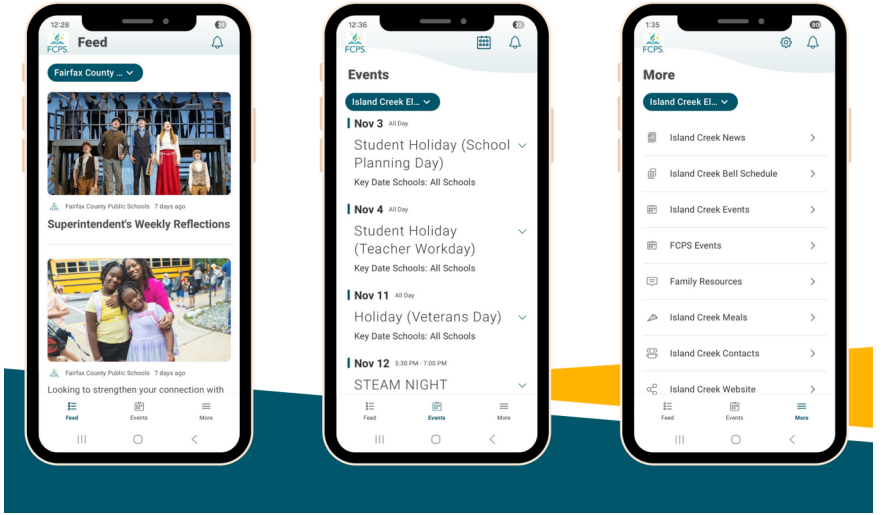

Success Has a Flavor

30,969 breakfasts and **77,087 lunches** are served to students in FCPS each day on average.

This year:

- **7 New lunch and 3 new breakfast options** launching this fall
- **MealViewer**, the new menu platform, features daily menus with nutritional information, allergy details, and notifications
- **4th annual Student Food Show and Tasting** (December)



Safe, Secure, and On Track

On the first day of school, FCPS bus drivers transported **130,000 students** covering **93,731 total miles**.

The fleet consists of 1,625 school buses (49 electric) and 5,884 routes.

New This Year:

- Safety and routing system implemented divisionwide
- Student IDs for bus riders



Building Our Future

29 million
SQUARE FEET OF BUILDINGS

500,000
COMMUNITY EVENTS HOSTED EACH YEAR

4 Completed Capital Projects

1. Cooper MS
2. Crossfield ES
3. Wakefield Forest ES
4. Mosaic ES

Completed Summer Infrastructure Work

- 18 Flooring projects
- 19 HVAC projects
- 6 Playground projects (school age, pre-K)
- 3 Elevator modernization projects
- 6 Roofing projects
- 4 Asphalt replacement projects
- 1 Stadium turf project
- 1 Tennis court project



Crossfield Elementary School

What's New for 2026-27?

- Midpoint of 2023-30 Strategic Plan
- FCPS has been named a recipient of the 2026 Gold Award for Achievement of Excellence by The Partnership for Excellence (TPE)
- Library partnership for second graders
- New water safety program
- New secondary math textbooks



EXCELLENCE EQUITY & OPPORTUNITY

2023–30 STRATEGIC PLAN



The First New FCPS High School in Over 20 Years





Welcome Back!